

The UniBus 8 Relay Auxiliary Expander provides 8 independent, high current normally open or normally closed relay outputs, offering a general purpose interface in applications such as warning devices (strobes, etc.), building automation and process control.

The UniBus 8 Relay Expander is designed for installation within the same tamper-protected enclosure as its UniBus host module. The UniBus device is connected directly to the host module or another UniBus device via the UniBus patch cable supplied.


Host Module Compatibility

The UniBus 8 Relay Expander is compatible with the following UniBus Host Modules:

- Integriti ISC Controller (Part. 996001 series) - Connect up to 4
- Integriti IAC Controller (Part. 996035PCB&K) - Connect up to 4**
- Integriti 8 Zone RS-485 LAN Expander (Part. 996005PCB&K) - Connect up to 4
- Integriti ILAM RS-485 LAN Access Module (Part. 996018PCB&K) - Connect up to 2*

* Relays will mimic the Lock & DOTL outputs on ILAM doors 1-8 (Aux 1~16)

** Relays can be used for general purpose outputs when mapped to Aux 1~16 on IAC, and will mimic the Lock & DOTL outputs on doors 1-8 when mapped to Aux 17~32



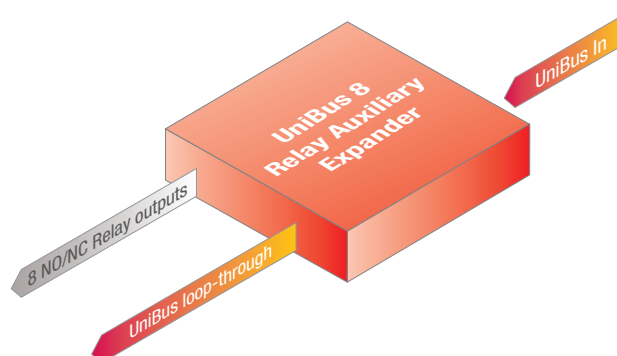
UniBus Device Compatibility Guide		UniBus Host Module			
		ISC	IAC	8 Zone Expander	ILAM
UniBus Device	8 Zone Expander	2	0	3	0
	8 Relay Expander	4	4	4	2
	2 Door / 2 Reader Expander	0	3	0	3
	16 Floor Lift Interface	6	6	6	6
	RS-232/RS-485 UART	4	4	0	0
	Analogue Expander	6	0	6	0
	2 nd Network Interface Card	1	1	0	0

Features

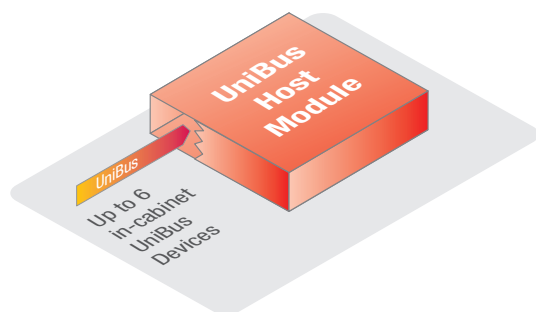
- 8 Universal Relay Outputs
- Normally Open or Normally Closed Outputs per relay
- DIP switch addressable first Auxiliary (Relay) 1, 9, 17 or 25
- UniBus loop-through connectors
- 2 LED status/fault indicators
- Over-The-Wire firmware upgradable
- Integriti "C" size footprint 94 x 94mm
- Can be installed above other "C" size PCBs**
- A Snap off strip is included to allow installation above Integriti "B" size PCBs**

** 35mm standoff kit required - Part Number 999009

Connectivity



UniBus Installation



UniBus Devices are designed for installation within the same enclosure as the UniBus host module. A UniBus host can interface a maximum of six UniBus devices in any combination, provided they are all within the intended functionality of the host module

Specifications

Physical

PCB Size Code:	Integriti "C" size
PCB Size:	94(L) x 94(W) (mm)
PCB Size Including Snap Off Strip:	105(L) x 94(W) (mm)
Height:	15(D)(mm) (28mm with UniBus cable connected)
Installation Environment:	0°C - 70°C @15% - 90% Relative humidity (non-condensing)

Electrical

Power Supply Input:	11V to 14V DC via host module
Static Current Consumption:	45mA PLUS 16mA per relay Approximately 175mA when all Relays are on

Contact Rating

Maximum Switching Current:	1.0 Amp @ 24VDC. or 0.5 Amp @ 50VAC (Per Relay) NOTE: While the relays have higher AC Voltage contact ratings, the manufacturer does not recommend connection of AC voltages above 50VAC to the relay contact connections.
----------------------------	---

Connections

Relay Contacts:	8 x NO/NC outputs - 24 Connections
UniBus Port:	1
UniBus Loop-through Port:	1
Connection to Host Module:	Via 270mm UniBus patch lead (supplied)

Power Considerations

The UniBus host module supplies DET+ current and static device current to all connected UniBus devices.

Total current consumption is, therefore the sum of all:

- Static Current of all connected UniBus devices
- Static Current of host module
- Host module battery charging current
- Ancillary devices connected to all DET+ connections
- Ancillary devices connected to host module's RS-485 LAN+

Compliance


Electrical



Environmental



Ordering Options



996515PCB&K

Integriti UniBus 8 Relay Auxiliary Expander PCB & Accessories (Includes 270mm UniBus patch cable)



Spare UniBus patch cables

996791SS - UniBus Patch Cable 150mm

996791S - UniBus Patch Cable 220mm

996791L - UniBus Patch Cable 270mm

996791LL - UniBus Patch Cable 475mm

996791XL - UniBus Patch Cable 675mm